



# Zoom Directions for Decatur Students

FOR **iPAD** USERS

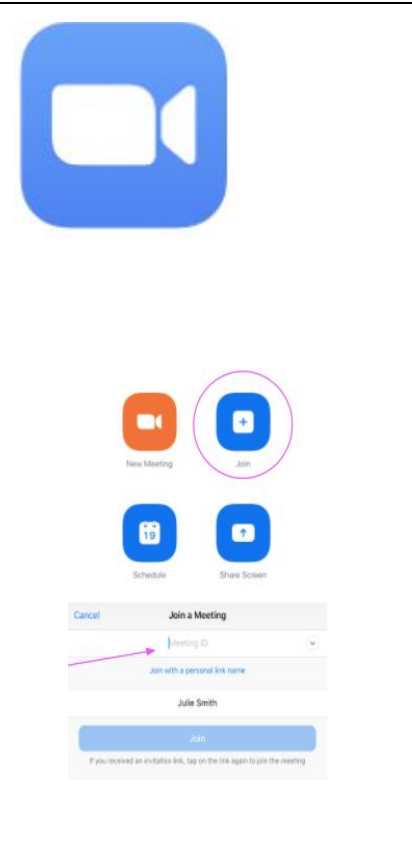
 Headphones help with background noise!

There are two ways to access your meeting:




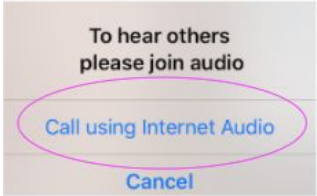
1. Option 1: If your teacher shares the meeting ID number and password


Open the Zoom app and tap *Join*.

Enter the meeting ID number and password your teacher sends you and then click *Join*.



2.	<p><u>Option 2:</u> Click on the link your teacher sends or posts.</p>	
----	--	--

3.	<p><u>Option 2 continued:</u> Tap <i>Open</i> to open the meeting in the Zoom app.</p>	
4.	<p>Tap <i>Join with Video</i> </p>	
5.	<p>Tap <u><i>Call using Internet Audio</i></u></p> <p>Troubleshooting:</p> <p>What if my teacher cannot hear me?</p> <ul style="list-style-type: none"> <li>• Top right corner next to the microphone, click the ^ arrow to try other microphones.</li> </ul> <p>What is my teacher unable to see me?</p> <ul style="list-style-type: none"> <li>• Top right corner next to the video camera, click the arrow to try other cameras your computer may be connected to.</li> </ul>	

6.	<p>If you need to leave the meeting early or your teacher says the meeting has come to an end, you will want to exit the room by clicking <i>Leave Meeting</i> in the upper left hand corner.</p>	
----	---	---

