

# Community Preschool E Learning May 2020

<b>Week 5</b>	<b>Social Story- Second Step</b>	<b>Reading/ Literacy</b>	<b>Hegerty/ Rhyme time</b>	<b>Memory book/ Journal</b>	<b>Math</b>	<b>Movement</b>	<b>Learn through play</b>
<b>Monday May 4</b>	Froggy goes to school video 5.04.2020	Epic! A Sunny Day	Hegerty Video 05.04.2020	-Cover page -My class page	Sort toys or other objects by color	Go for a walk or bike ride	Engage in sensory play with water and bubbles
<b>Activity completed</b>							
<b>Additional resources to use as needed</b>	Play a game that requires taking turns	Find the title and title page while reading a book	Smarty Ants app	Use paintbrushes and water to paint the sidewalk	Starfall app	Turn on music and have a dance party	Create a pretend restaurant with your child.
<b>Wednesday May 6</b>	Kindergarten here I come video 05.06.2020	Epic! A Stormy Day	Hegerty Video 05.06.2020	-Favorites page -Favorite book page	Write numbers outside using sidewalk chalk	-Find and draw Color Scavenger Hunt page	Spell your name with magnetic letters
<b>Activity completed</b>							
<b>Additional resources to use as needed</b>	Practice making faces in the mirror and naming the emotion	Help your child move their finger across the words left to right as you read a book.	Smarty Ants app	Using a mirror use a dry erase marker to draw your face.	PBS Kids online	Have a race pretending to be animals and move like the animals	Use shaving cream on a cookie sheet to draw pictures or make letters.
<b>Friday May 8</b>	Off to Kindergarten video 05.08.2020	Epic! A Windy Day	Hegerty Video 05.08.2020	-Me when I grow up page -My Teachers page	Go on a scavenger hunt to find different shapes	Play tag outside as a family	Have your child help you with a household chore
<b>Activity completed</b>							


# Community Preschool E Learning May 2020

Week 6	Social Story- Second Step	Reading/ Literacy	Heggerty/ Rhyme time	Memory Book/ Journal	Math	Movement	Learn through play
<b>Monday May 11</b>	On the first day of Kindergarten video 05.11.2020	Epic! An Icy Day	Heggerty Video 05.11.2020	-Best lunch page -Recess fun page	Sort toys or other objects by size	Throw, catch, or kick a ball outside	Spend time engaging in pretend play (go grocery shopping or search for animals in the jungle)
Activity completed							
<b>Wednesday May 13</b>	Write a letter to a friend or relative	Help your child turn the pages of the book one at a time as you read.	Smarty Ants app	Use a magazine or newspaper to find the letters in your name and cut them out	Draw and name shapes Then cut them out	Play Simon says	Take a bubble bath and use a slotted spoon to make bubbles.
Activity completed							
<b>Friday May 15</b>	Pinkalicious and the New Teacher video 05.13.2020	Epic! A Rainy Day	Heggerty Video 05.13.2020	-A star year page -Summer bucket list page	Make a pattern with toys, fruit loops, or colored paper	-Find and draw Spring scavenger hunt page	Make an easy recipe to cook or bake together
Activity completed							
<b>Additional resources to use as needed</b>	Draw emoji faces and identify the feelings	Have your child point to where to start reading on pages as you read	Make up silly rhyming words that rhyme with your name and your families names	Use play dough to create animals	Make number cards 0-20 and practice saying them	GoNoodle	Set the table for dinner and count silverware and plates.
<b>Additional resources to use as needed</b>	A Teacher for Bear Video 05.15.2020	Epic! What Should I Wear?	Heggerty Video 05.15.2020	-Me on the last day page	Draw a picture using shapes and name the shapes used	Go for a nature walk	Find objects to stack and build a tower
Activity completed							

# Getting Ready for Kindergarten

Here is a checklist of things your child should work on to be ready for kindergarten next fall.

Be able to state first and last name.	Sit for a story for 5-10 minutes.	Be able to write first and last name.	Know all the letters in their first name.
To re-tell simply stories in sequence.	Identify numerals 0-10 in random order.	Write numbers 0-10	Accurately count 0-20
Identify most upper and lowercase letters.	Complete simple patterns	Be able to rhyme words.	Recite the ABC song
Follow 2-3 step directions.	Use restroom and wash hands independently.	Clean up after themselves.	Share materials and toys with other children.
Be confident and ready to separate from the parent.	Is able to name feelings.	Is able to ask for help when frustrated.	Put shoes on and off
Know all the primary colors, red, blue, yellow, green, orange, purple, black, white, brown, pink.	Identify basic shapes, circle, square, triangle, rectangle, heart, star, oval	Able to look at a book, flip pages right to left and tell story based on pictures.	Use appropriated 3-finger grasp when using pencils and scissors.





### Lesson Time

Your child is reviewing the skills that will help him or her learn in kindergarten:

- Listening (Follow the Listening Rules: Eyes watching. Ears listening. Voice quiet. Body calm.)
- Focusing attention (Use an attent-o-scope.)
- Using self-talk (Self-talk helps you remember what you need to do.)
- Asking assertively for what you need or want (Face the person and use a strong, respectful voice.)

Practicing these skills will help your child be a better learner and get along with others in kindergarten.

### Play Time

Play a game with your child to practice remembering and following directions.

Say: **We're going to play Listen, Repeat, Do. You are going to listen to me while I say three directions. You repeat the directions. Then you do them!** Before you give the directions, remind your child to listen and focus attention on you.

**1) Touch your nose. 2) Hold up one hand. 3) Turn around.** Wait for your child to repeat and then follow the directions.

Continue playing, using any three directions you can think of.

### Story Time



Caleb

This week's story is about Caleb. He just started kindergarten. Ask your child about this story.

- **What do you see in this photo?**
- **What can Caleb do to help himself understand and then do what his teacher says?** (Listen. Focus attention. Use self-talk. Ask for help.)

**Let's practice** \_\_\_\_\_ (name of skill from Lesson Time section). Have your child practice one (or more) of the skills in the Lesson Time section as you explain how to do something, such as make a simple sandwich.



### Lesson Time

Your child is learning that he or she may have strong feelings about the new things to do in kindergarten, such as riding the school bus.

Your child is reviewing how to identify feelings and how to calm down if those feelings are strong:

- Put your hands on your tummy and say “Stop.”
- Name your feeling: “I am excited.”
- Take some belly breaths. Breathe in slowly through your nose and then out slowly through your mouth.

### Play Time

Play a game with your child to practice calming down strong feelings.

Say: **We are going to play I’m Feeling.... Pretend you are feeling really excited about riding the bus.** Have your child pretend to feel excited. **Now we are going to practice calming down.** Practice the Calming-Down Steps in the Lesson Time section with your child.

Repeat the game with different situations and different strong feelings, such as worried, scared, disappointed, angry, or frustrated.

### Story Time



This week’s story is about Anna. She is going to ride the big bus to kindergarten for the first time. Ask your child about this story.

- **What do you see in this photo?**
- **How is Anna feeling about riding the bus?** (Worried.) **How can you tell?** (By the look on her face. By her body.)
- **What can Anna do to calm down?** (Put her hands on her tummy and say “Stop.” Name her feeling. Take belly breaths.)

**Let’s practice how Anna can calm down.** Follow the Calming-Down Steps in the Lesson Time section with your child.





**Lesson Time**

Your child is reviewing how to make new friends by:

- Inviting others to play
- Asking to join others in play

Your child is also reviewing the Fair Ways to Play with friends:

- Play together
- Trade
- Take turns


Practicing these friendship skills will help your child make new friends and get along with others in kindergarten.

**Play Time**

Play a game with your child. Practice making new friends by asking to join in and inviting others to play.

Say: **We are going to play New Friends.** Select a toy or small household item to play with. **I'm going to play with this toy. You're going to watch and then ask in a friendly voice to join in.** Have your child say, "Can I play with you?" Choose one of the Fair Ways to Play, and play with the toy.

Switch and have your child play with the toy while you watch. **Now you're going to invite me to play.** Have your child say, "Would you like to play with me?" Then have your child choose one of the Fair Ways to Play, and play with the toy.



In this week's story, Caleb and Scott are reading together. Jevonn wants to join the boys. Ask your child about this story.



- **What do you see in this photo?**
- **What can Jevonn do to join in?** (Say hello. Say it looks like fun. Ask to read with them.)
- **What can Caleb and Scott say to invite Jevonn to join them?** (Do you want to read with us? Come read with us!)

**Let's practice what Jevonn can say to join in.** Pretend you are Caleb or Scott and your child is Jevonn. Have your child ask, "May I read with you?"


# PRESCHOOL MEMORIES



# MY CLASS



\_\_\_ boys



\_\_\_ girls



color


song

FAVORITES

show

movie

# FAVORITE BOOK





# ME WHEN I GROW UP!


I want to be a(n)

---

# MY TEACHERS



# BEST LUNCH



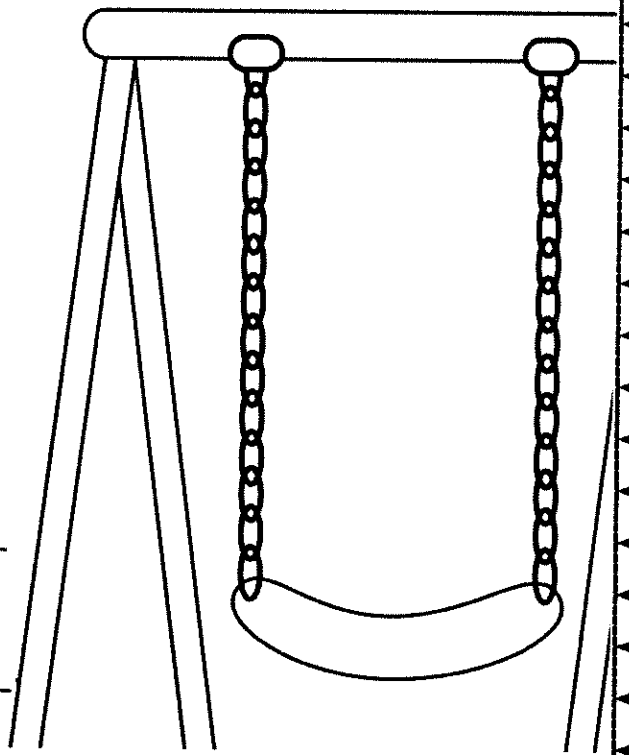
I like \_\_\_\_\_  
\_\_\_\_\_.

# RECESS FUN

My favorite activity was

---


---



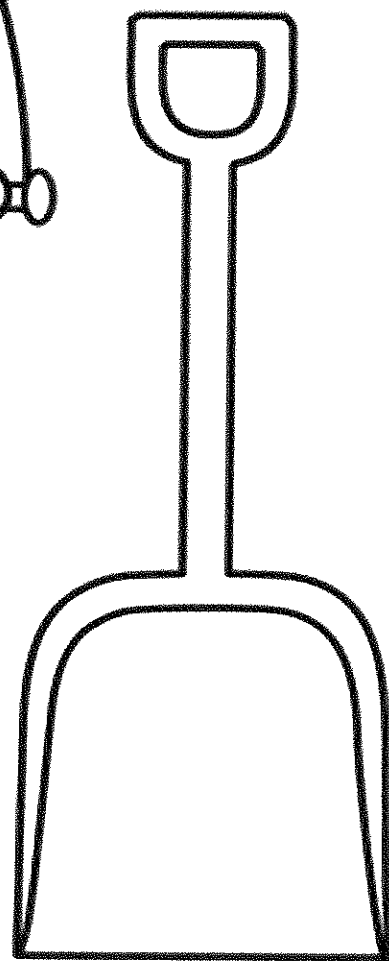


# A Star Year!


I give this year \_\_\_\_\_ stars!



# SUMMER BUCKET LIST



# ME ON THE LAST DAY!



# Find & Draw COLOR SCAVENGER HUNT

Green

Purple

Blue


Red

Pink


Orange

Yellow

Brown



# Find & Draw SPRING SCAVENGER HUNT



Snail

Budding flower

Blooming flower

Worm

Sprouting plant

Spiderweb

Green leaf