

May eLearning: Kindergarten

eLearning dates:

Week 1: 5/4, 5/6, 5/8

Week 2: 5/11, 5/13, 5/15

Students will need to complete the worksheets in this packet for each content area. Each worksheet is labeled with the eLearning date in the corner and will have a video lesson available on our Youtube channel (see below). We highly encourage students to view the lesson video before completing each page. Please see the menu of continuous learning challenges for activities that can be done on non eLearning days.

In preparation for first grade, please continue working toward mastery of the following essential skills:

Letters/Sounds- identify all letters and produce their sounds (in any order)


Sight Words- read and write the words in lists A-D

Numeral ID- identify numerals 0-30

Counting- count to 120 or higher

Please continue to stay in touch with your child's teacher for more information and support for eLearning lessons!

Scan the code below or visit [youtube.com/c/libertyearlyelementary](https://www.youtube.com/c/libertyearlyelementary) to access eLearning lesson playlists and additional enrichment activities on the Liberty Youtube Channel:



May ELearning Writing Assignments

During the month of May the writing pages will be in the back part of this packet. Your child will be making a memory book. Below are the assigned days your child needs to complete each page. Pages themselves will not be dated. At the end of May this memory book can be separated from the packet and kept as a memento of kindergarten!

Cover -
Name and color



eLearning day 1 (5/4):
All About me page

This is me!

My name is _____

I am _____ years old.

My favorite color is _____

I like to play _____

eLearning day 2 (5/6):
About my school

My School

The name of my school is: _____

Our principal is: _____

Our mascot is a: _____

eLearning day 3 (5/8):
All About My Teacher

My Teacher

My Teacher's name is: _____

I like when she: _____

eLearning day 4 (5/11):
5 Things I've learned

5 THINGS

I have learned
IN KINDERGARTEN...


eLearning day 5 (5/13):
Favorite Specials

My favorite SPECIAL

eLearning day 6 (5/15):
Favorite thing about kindergarten

My favorite thing At School

Bonus page
Friend's Names



Continuous Learning Challenges

This packet does not include worksheets for optional learning days. Instead, please use this table of choices on Tuesdays and Thursdays for optional day learning or for enrichment on eLearning days. Do your best to complete at least one activity in each row!

Skill	Choice One	Choice Two	Choice Three	Choice Four	Choice Five	Choice Six
Content Knowledge	Using a cup of water and a paintbrush or your finger, write sight words on the sidewalk or driveway.	Practice reading or listen to a book with a family member. On another day, read the same book to your family.	Practice writing numbers 0-100 on a piece of paper or outside using sidewalk chalk. Can you write by ones, fives, and tens?	Say a letter of the alphabet and find an item in the house that starts with the letter. (e.g. "b" and gets a ball from a toy box).	Create your safety contact sheet: <ul style="list-style-type: none"> • Draw your house • Write address • Write phone number • Talk about emergency services (e.g. 911, identify what fire and police do) 	Ask a family member to write a sentence across a sheet of paper in large print, cut the sentence apart into words, and hide the words around a room for you to find and piece the sentence together.
Communication	Create thank you notes and leave them in your mailbox for the mail carrier.	Start a daily journal about your activities and rate them using one to five stars on which ones you liked best.	Play the game telephone. A family member starts by whispering a sentence to someone, then passes it along until everyone has heard it. The last person states what they heard out loud.	Write questions on separate pieces of paper and put them into a bowl. At dinner, have family members take turns pulling a question and everyone answering it.	Using sign language, learn three letters and one phrase.	Talk about who is in your family. Create a family tree together.
Creativity	Find household objects (e.g. plastic cups, toilet paper rolls, blocks) to stack. See how tall of a tower you can make without the objects falling.	Using an unfolded cardboard box, create a road or city map. Use toy cars, play people, and animals to play.	Make a paper airplane and have contests to see how far it goes.	Draw or color a picture. Create lines throughout your drawing, then cut along those lines. Ask a family member to put together your puzzle.	Utilizing materials in your home, build your very own "fortress of knowledge" also known as a "pillow fort."	Find a string to make a friendship bracelet for a family member or neighbor.

continued.....

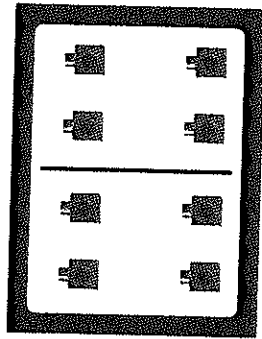
Continuous Learning Challenges

Critical Thinking	Collect small household objects in a bag. Blindfold a family member and ask them to pull out an object. Give them three clues about the object and see if they can guess your object.	With the help of an adult, draw shapes or lines across paper. Practice cutting the shapes and lines staying as close to the line as possible.	Practice tying your shoes. If you have mastered tying your shoes, ask a family member to tie theirs.	Collect scraps of paper, recyclable food containers, and household items in a box. Use these items to create and build. See what you can make!	Create the game Mancala using an empty egg carton and pebbles. Learn how to play with an adult.	Think about or do research on an animal. Create animal fact sheets by drawing the animal and sharing at least two facts about the animal.
Collaboration	Create your own bowling alley using household items. Play as a family and record scores.	Set up a family picnic indoors or outdoors.	Create a toy wash for your toys that can get wet. Ask a family member to help you collect containers, towels, and washable toys.	Ask a family member to turn on music so you can have a dance party.	Offer to help clean out a closet and separate items into piles for donating and trash.	Go on a walk with a family member looking for each color in the rainbow.
Social-Emotional Wellness	Draw a picture of what you think kindness looks like.	Create a specific feeling on a paper plate including eyes, nose, mouth, and hair. Ask a family member to guess what feeling was created.	Talk with a family member about how you feel when you are frustrated. Together, come up with ideas that help handle frustration in a positive way.	List 10 things that you could do to show kindness in your home. Demonstrate all 10 acts of kindness throughout the week.	Write down things you are thankful for on pieces of paper and put them into a jar. Pull the jar out and read what you wrote when you're feeling sad.	Think of a person who you think shows good character. Have a conversation with a family member about why you selected that person.
Health and Fitness	Going on a bear walk. With your bottom in the air, step forward with your right hand and step forward with your left foot. Step forward with the left hand then the right foot. Continue to move across the room.	Using an empty laundry basket or bucket, practice tossing a small object inside. Each time you make it, take a step back.	With a family member, use a bed sheet like a parachute in PE class. Lift up and down to move air underneath the sheet.	Play "Red Light, Green Light" with a family member. When the person says red light, you must stop; when the person says green light, you go (run, skip, hop, walk, etc).	Go on a walk, jog, or bike ride with family. Try skipping or jumping rope.	Create an obstacle course using items from around the house or yard.



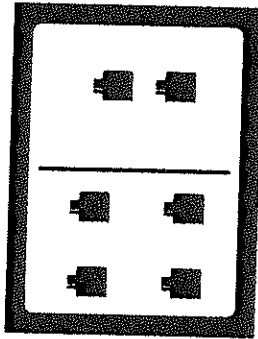
Independent Practice ☆ Use the model. Write the parts. Then write an equation.

3.




$$+ \quad + \quad =$$

4.



$$+ \quad + \quad =$$

5.



$$+ \quad + \quad =$$

6. Higher Order Thinking Jim

picked up 9 rocks. He picked up 4 of them on his way to school. He picked up the rest on his way home. How many rocks did Jim pick up on his way home?

Draw a picture to solve. Then write an equation.

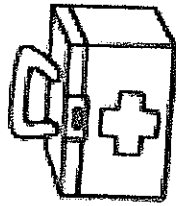
$$+ \quad + \quad =$$

name _____


Medical Sounds

a, e, i, o, u

Write the vowel sound in each word.




k _ _ t



d _ _ g



z _ _ p



w _ _ t



d _ _ g



j _ _ m




l _ _ g



w _ _ b



t _ _ g



n _ _ t



j _ _ t



g _ _ m

CVC

short a

5-4-20

Name: _____




-ap family



-at family

Pat and the Rat



I sit down. Pat the cat is
in my lap. Pat takes a nap on my
lap. A rat is on the mat. Pat the cat sees
the rat. He jumps from my lap. He taps the
rat. The rat runs into the gap.



1. Where does Pat nap?
 in my lap on the rug
2. Where is the rat?
 on the mat in the gap on my lap
3. Where does the rat run?
 onto my lap onto the mat into the gap

Name _____



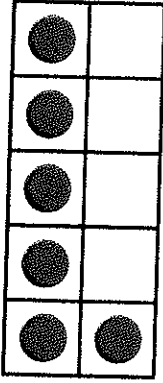
Independent

Look at the ten-frames. Write an addition fact with 5.

Practice

Then write an addition fact for 10.


3.



5 + =

+ = 10

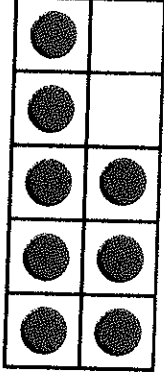
4.



5 + =

+ = 10

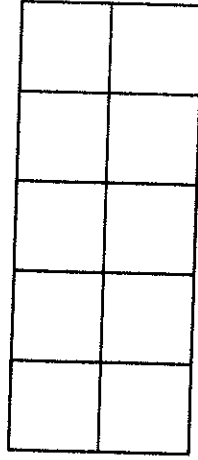
5.



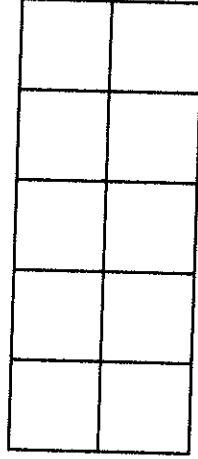
5 + =

+ = 10


6. Higher Order Thinking Using 2 colors, draw counters in the ten-frames to match the addition equations. Then write the missing numbers.



7 + = 10




9 + = 10



Name: _____



Directions: Color the picture and write the new word.




ig

og



ig

et




at

et



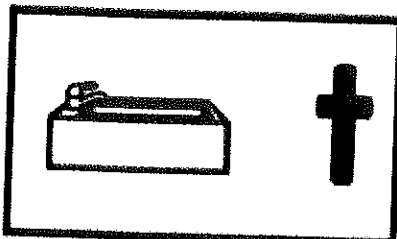
an

at



ot

ob



ub

ip

5-6-20

CVC

short e

Name: _____




-eg family



-et family

Meg's Hurt Pet

"My pet is hurt," Meg said. "We will go to the vet." Meg met the vet.



"I will get my pet," Meg said. Meg set her pet down. "It is her leg. It is hurt. I beg you to help her," Meg said. "I will," said the vet.



1. Why do they go to the vet?

- to meet her Meg's pet is hurt.

2. What is hurt?

- her arm her head her leg

3. What does Meg beg?

- for help for candy

Name _____



Tools Assessment

Independent Practice

Write the sum. Then change the order of the addends. Write the new addition equation.

3. $2 + 6 =$
 $+ =$

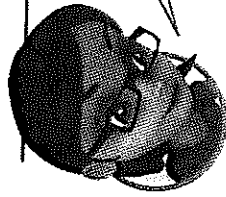
4. $3 + 6 =$
 $+ =$

5. $= 1 + 7$
 $= +$

6. $4 + 3 =$
 $+ =$

7. $4 + 5 =$
 $+ =$

8. $4 + 2 =$
 $+ =$



Number Sense Use the numbers on the cards to write 2 addition equations.

9.

1

6

5

$+ =$
 $+ =$

10.

7

9

2

$= +$
 $= +$



Name:

Words in the Forest

Color the circles that contain real words.

5-8 Phonics

rog

bat

ten

mik

sog

sit

sat


rat

fit

Ben

run

tog



CVC

short i

5-8-20

Name: _____




-id family



-in family

The Pin

Mom hid a pin. The kids
look for it. Who will find the pin?



One of them will win. Is it under the lid? No,
it is not. Is it in the tin? No, it is not. Is it in
the bin? Yes, it is! Sid sees the pin in the bin.



1. What do the kids look for?

- a pin a fin a bin

2. Where was the pin?

- under the lid in the tin in the bin

3. Who found the pin?

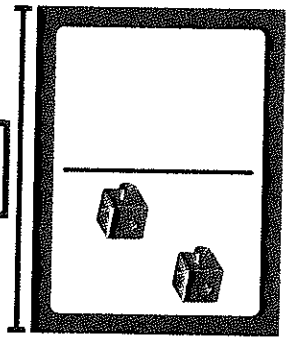
- Mom Sid the kids

Name _____



Independent Practice Complete the model. Write the parts.
Then write a subtraction sentence.


3. 7



—
— =

4.


9



—
— =

5.

6



—
— =

6. Higher Order Thinking There are

7 kittens in all. 1 is inside a basket.

The rest are outside. How many kittens are outside the basket?

Draw a picture to show the story.

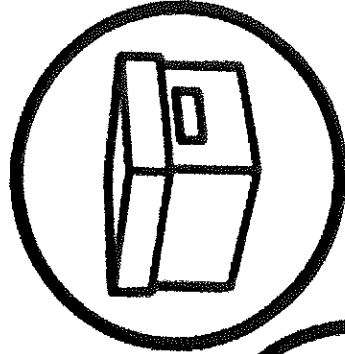





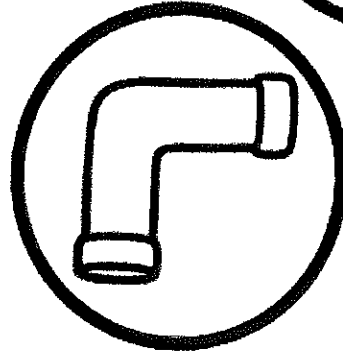

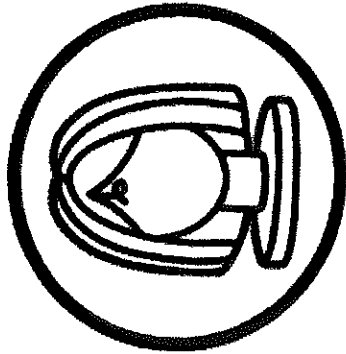

Then write the missing part.

7 — = 1

Super Seed Sort 5-11 Phonics

Name: _____

Color the pictures based on whether they have short or long vowel sounds.



Short



Long



5-11-20

CVC

short o

Name: _____



-op family



-ot family

Pop



I got a pop. It was by the
pot. The top of the pop was hot.

Down goes the pop. Oh, no! I hop over the
pop. I got the mop. I mop it all up. There
was a lot of pop!



1. Why did she drop the pop?

- It was hot. It was wet.

2. What did she hop over?

- the mop the pop the shelf

3. What does she do?

- mop the mess run away


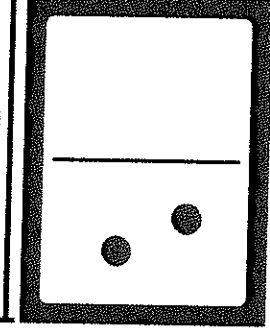
Name _____

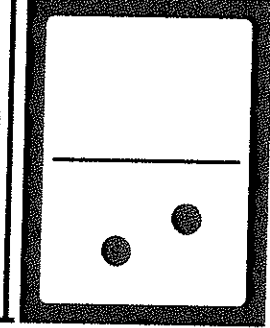


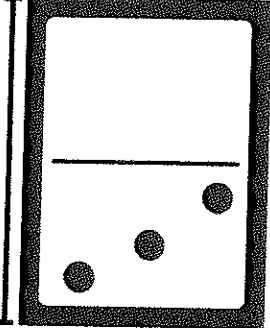
5/13

5/13

Independent Practice Think addition to help you subtract. Draw the missing part.
 Then write the numbers.

3. 9  5 

4. 5 

5. 7 

$6 + \quad = 9$

So, $9 - 6 = \quad$.




$2 + \quad = 5$




So, $5 - 2 = \quad$.

$3 + \quad = 7$

So, $7 - 3 = \quad$.

6. Higher Order Thinking Draw the shape to complete the equation.

If  +  = ,


then  -  = .

Name: _____

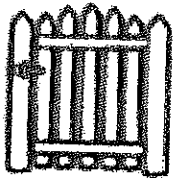
Read it and write it!



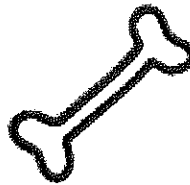
_____ e



_____ e



g _____ t e



b _____ n e



b _____ k e



w _____ v e



_____ e



_____ e

CVC

short u

5-13-20

Name: _____




-un family



-ut family

The Hut

They will go to the hut in
the sun. He will run to get a bun.



She will cut the bun. She will run to get a
nut. He will put the nut on the bun. They will
eat the buns. The hut in the sun is fun!



1. Where do they go?
 the hut the sun
2. What does he run to get?
 a bun a nut a sun
3. What will go on the bun?
 a nut the sun the hut

Name _____

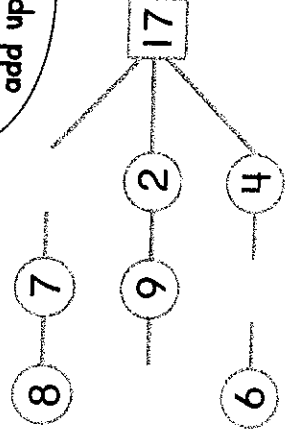
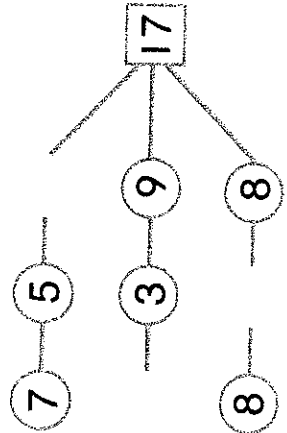


Independent Practice Circle 2 numbers to add first. Write their sum in the box at the right. Then write the sum of all 3 numbers.


3.	6		5.	2
	5			7
	+ 1			+ 4
	_____			_____

6.	7		8.	4
	2			6
	+ 7			+ 4
	_____			_____

9. Number Sense Find the missing numbers. The numbers on each branch add up to 17.



Each branch has 3 numbers that add up to 17.





Name: _____

name

face

make

cage

same

race

bake

page

He had food on his _____.



You will stop on this _____.



Put it in the stove to _____.



Can you tell me your _____?



The two kids are the _____.




What do you like to _____?



Is a bird in that big _____?



Tell me who won the _____.



CVC

short e
short i

5-15-20

Name: _____




short e



short i

A Pig Pen












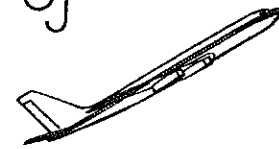




















A pig bit the pen. It has a rip. We need to fix it. We get the kit. We dig a hole. We get a peg. We put it in the hole. We get a net. We put it on the peg. Our pet pig has a new pen.



1. What did the pig do to the pen?
 It bit it. It broke it.
2. What do they use to fix it?
 string a pen a peg
3. What do they put on the peg?
 a net a pig a hole

Tear the following
pages off for writing
and daily practice +
to keep at home.

Daily Resources

Aa alligator 	Bb baby 	Cc caterpillar 	Dd dinosaur 
Ee elephant 	Ff family 	Gg gorilla 	Hh hippopotamus 
Ii insect 	Jj jet 	Kk kite 	Ll lion 
Mm monkey 	Nn nickel 	Oo octopus 	Pp pumpkin 
Qq quarter 	Rr rainbow 	Ss snake 	Tt turtle 
Uu umbrella 	Vv violin 	Ww woodpecker 	Xx fox 
Yy yo-yo 	Zz zebra 	Sh shell 	Th three 
		Wh whale 	Ch church 

Interact with the ABC chart!


Visit the app store and download a free QR code reader. Scan the videos to sing and move along.



ABC discol



Learning Letter Sounds



Vowel Sound Samba

My KINDERGARTEN

Memories

2019-2020

My NAME: _____



This is me!



My name is _____.

I am _____ years old.

My favorite color is _____.

I like to play _____.

My School



The name of my school is:

Our principal is:

Our mascot is a:

My Teacher




My teacher's name is:

Handwriting practice lines consisting of a solid top line, a dashed middle line, and a solid bottom line.

I like when she:


Handwriting practice lines consisting of a solid top line, a dashed middle line, and a solid bottom line, with additional solid lines below for writing.

5 THINGS




I have learned


IN KINDERGARTEN...



Handwriting practice lines consisting of a solid top line, a dashed middle line, and a solid bottom line.



Handwriting practice lines consisting of a solid top line, a dashed middle line, and a solid bottom line.



Handwriting practice lines consisting of a solid top line, a dashed middle line, and a solid bottom line.




Handwriting practice lines consisting of a solid top line, a dashed middle line, and a solid bottom line.



Handwriting practice lines consisting of a solid top line, a dashed middle line, and a solid bottom line.

My fAVORite SPECIAL














Four sets of handwriting practice lines. Each set consists of a solid top line, a dashed middle line, and a solid bottom line. The first set has a double solid top line. The second set has a double solid bottom line. The third set has a double solid top line. The fourth set has a double solid bottom line.

My fAVORite THING At SCHOOL

Handwriting practice lines consisting of four sets of solid top and bottom lines with a dashed middle line.

My Friends.....



List A	the	see
like	I	and
can	am	at
we	a	to
come	me	with
my	List B	this
you	what	it
in	his	find
has	had	got

are

now

where

of

how

is

List C

on

will

be

said

play

that

him

here

they

get

for

did

good

go

up

make

List D

she

he

when

do

went

was

have

look

off

saw

down

all

help

out

take

her

Cut out each square to make flashcards for addition facts within 5! Practice building your fluency!

$0 + 1$

$1 + 0$

$0 + 2$

$2 + 0$

$0 + 3$

$3 + 0$

$1 + 4$

$4 + 0$

$0 + 5$

$5 + 0$

$1 + 1$

$1 + 2$

$2 + 1$

$1 + 3$

$3 + 1$

$2 + 2$

$3 + 2$

$2 + 3$

2	1	1
3	3	2
5	4	5
3	2	5
4	4	3
5	5	4

Cut out each square to make flashcards for subtraction facts within 5! Practice building your fluency!

0 - 0	1 - 0	1 - 1
2 - 0	2 - 1	2 - 2
3 - 0	3 - 1	3 - 2
3 - 3	4 - 0	4 - 1
4 - 2	4 - 3	4 - 4
5 - 0	5 - 1	5 - 2
5 - 3	5 - 4	5 - 5

0	1	0
0	1	2
1	2	3
3	4	0
0	1	2
3	4	5
0	1	2